




# VTi® RE-LION CELTIC AC MECHANICAL LIMITS MOTOR | 6 Nm 6-900-MM-35U06 (220V AC - Unidirectional)

SERIES Ø 35

VTi® RE-LION CELTIC AC MECHANICAL LIMITS MOTOR | 6 Nm



\*Metal plate for Vertilux motor block system is already installed in the motor head. Plastic plate for hook mount is included in the box.

## FEATURES

- AC Line voltage motor continuously powered that provides the ideal solution for renovations or new building projects.
- Stable and consistent Mechanical limits that once configured are not affected by voltage variations and spikes.
- Weight capacity of up to 38 lb using the Motor block installation system. A complete snap-in system (no tools required) that minimize the light gap.
- Excellent acoustic performance (37 dB) and operation.
- Continue or Jog mode operation can be preset.
- Index Protection IP44 suitable for interior and exterior applications. It is water resistant, but not waterproof.
- A variety of control solutions are available including handheld, wall switch and compatibility with leading brands of automation systems, and voice control assistant.
- Technical catalogs, programming instructions manuals, programming videos, and technical support available.

## APPLICATIONS



Roller Shades



Neolux Dual Shades



Horizontal Blinds



Dropshades

## CONTROL SOLUTIONS



**Point RE-LION Remote**  
2 | 6 | 16 CH LED  
Unidirectional  
6-800-AT-POU02 | 06 | 16



**Point RE-LION Remote**  
2 | 6 Channels  
Bidirectional  
6-800-AT-POB02 | 06



**Chic RE-LION Remote**  
2 | 6 Channels  
Bidirectional  
6-800-AT-CHB02 | 06



**Escalate RE-LION Timer Remote**  
6 Channels Display  
Bidirectional  
6-800-AT-ESBT6



**Escalate RE-LION Remote**  
16 Channels Display  
Bidirectional  
6-800-AT-ESB16



**Deco One RE-LION Wall Switch**  
2 | 6 Channels  
Bidirectional  
6-800-AT-DEB02 | 06

## SMART SOLUTIONS



**VTi® RE-LION SMARTHUB**  
6-800-HA-VTI01



**VTi® RE-LION SMARTHUB PLUS**  
6-800-HA-VTI02



**VTi HomeMate+ App**

## CERTIFICATIONS

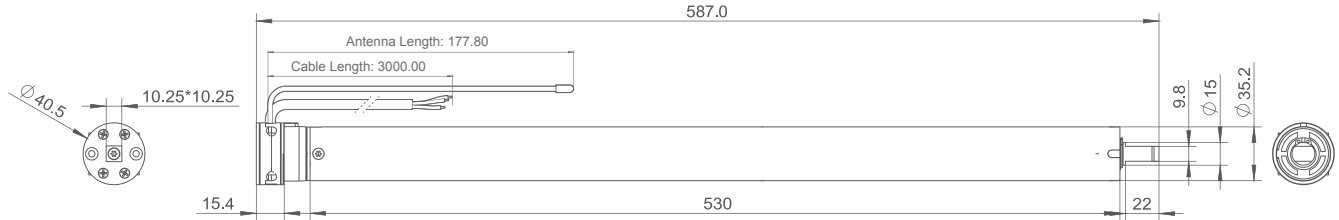




# VTi® RE-LION CELTIC AC MECHANICAL LIMITS MOTOR | 6 Nm

## 6-900-MM-35U06 (220V AC - Unidirectional)

### DIMENSIONS



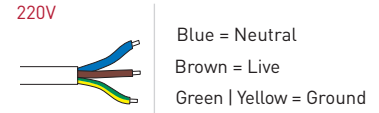
\*All measurements are reflected in millimeters.

### TECHNICAL SPECS

|                         |                          |                           |                           |
|-------------------------|--------------------------|---------------------------|---------------------------|
| <b>Torque</b>           | 6 Nm                     | <b>Cable Length</b>       | 118 in   3.00 m           |
| <b>Speed</b>            | 28 rpm                   | <b>Current</b>            | 0.64 A                    |
| <b>Sound Level</b>      | 37 dB                    | <b>Thermal Protection</b> | 4 Minutes                 |
| <b>Limits</b>           | Mechanical               | <b>Voltage Supply</b>     | 220 V AC (50 Hz)          |
| <b>Max. # of Turns</b>  | 40                       | <b>Radio Frequency</b>    | 433.92 MHz                |
| <b>Index Protection</b> | IP 44                    | <b>Weight Capacity*</b>   | 38 lb   17.2 kg           |
| <b>Power</b>            | 146 W                    | <b>Working Temp.</b>      | 14 ~ 131 °F   -10 ~ 55 °C |
| <b>Cable Type</b>       | SVT #18AWG (3 x 0.8 mm2) | <b>RF Modulation</b>      | ASK                       |

\*The maximum weight capacity is calculated under optimal circumstances. Actual results may vary. Specifications are subject to change without notice.

### WIRING



### SETUP



Scan to Download the Programming Instructions

### COMPATIBLE TUBES & ADAPTERS

|                          |                               |                              |  |  |  |
|--------------------------|-------------------------------|------------------------------|--|--|--|
|                          |                               |                              |  |  |  |
| 1 3/4"   45 mm           | 2"   50 mm                    | 2"   50 mm                   | 2"   50 mm                             | 2 1/2"   63 mm                         | 3 1/4"   83 mm                         |
| <b>Aluminum Tube</b>     | <b>Smooth Aluminum Tube**</b> | <b>Grooved Aluminum Tube</b> | <b>Keyed Aluminum Tube</b>             | <b>Structured Aluminum Tube</b>        | <b>Structured Aluminum Tube</b>        |
| 0-154-TU-452XX           | 0-154-TU-50XXX                | 0-154-TU-501XX               | 0-154-TU-5021X                         | 0-154-TU-630XX                         | 0-154-TU-8302X                         |
| <b>Crown &amp; Drive</b> | <b>Crown &amp; Drive</b>      | <b>Crown &amp; Drive</b>     | <b>Crown &amp; Drive</b>               | <b>Crown &amp; Drive</b>               | <b>Crown &amp; Drive</b>               |
| 6-700-AS-35045           | 6-700-AS-35050                | 6-700-AS-35G50               | C: 6-700-AC-35K50<br>D: 6-700-AD-35K50 | C: 6-700-AC-35063<br>D: 6-700-AD-35063 | C: 6-700-AC-35063<br>D: 6-700-AD-35063 |

### OTHER ACCESORIES

|                                     |                                    |                                 |
|-------------------------------------|------------------------------------|---------------------------------|
| <b>Motor Block Systems Adapter*</b> | <b>Hook Mount Systems Adapter*</b> | <b>Exterior Systems Adapter</b> |
| 6-700-BR-SQ002                      | 6-700-BR-4SLAM                     | 6-700-BR-SQ001                  |

\*Also included with the motor.

\*\*This tube require a notch on the crown adapter or counter ring and 2 rivets on the drive in order to avoid slipping.